

European Schools

Office of the Secretary-General

Ref. : 2015-09-D-7-en-4

Report on European Baccalaureate 2015

**APPROVED BY THE BOARD OF GOVERNORS OF THE EUROPEAN SCHOOLS AT ITS
MEETING OF 1, 2 AND 3 DECEMBER 2015**

Introduction	4
1. Organisation	5
1.1 Quality control	5
1.2 Inspectors responsible for the different subjects	5
1.3 Structure of the examinations	7
1.4 Organisation of additional written examinations	7
1.5 Number of pupils registered for the 2015 Baccalaureate session	8
1.6 Candidates with special needs	8
1.7 Administrative and contentious appeals	9
2. Analysis of the Baccalaureate 2015 results	10
2.1 Participation in the examinations by school and by language section	10
2.2 Success rates	11
2.3 Final averages	13
2.4 Breakdown of the final results in the last five years	16
2.5 Gender differences	17
2.6 The Preliminary and Final Marks	18
2.7 Differences between Preliminary Mark and First Correction	19
2.8 Differences between First Correction and Second Correction	19
2.9 Most popular choices in written and oral examinations	21
2.10 Students Without A Language Section (SWALS)	24
2.11 Final Mark Average for Science Classes	26
2.12 Analysis of the results of Scientific courses	26

ABBREVIATIONS:

European Schools:

AL - European School of Alicante
 BE - European School of Bergen
 Br I - European School of Bruxelles I
 Br II - European School of Bruxelles II
 Br III - European School of Bruxelles III
 CU - European School of Culham
 FR - European School of Frankfurt
 KA - European School of Karlsruhe
 LU I - European School of Luxembourg I
 LU II - European School of Luxembourg II
 MO - European School of Mol
 MU - European School of Munich
 VA - European School of Varese

Accredited Schools:

*HE - European Schooling Helsinki
 *HK - School of European Education - Heraklion
 *MA - École internationale de Manosque
 *PA - Scuola per l'Europa di Parma
 *ST - École européenne de Strasbourg

Languages and Language sections:

BG - Bulgarian	ES - Spanish	HU - Hungarian	PL - Polish
CS - Czech	ET - Estonian	IT - Italian	PT - Portuguese
DA - Danish	FI - Finnish	LT - Lithuanian	RO - Romanian
DE - German	FR - French	LV - Latvian	SK - Slovak
EL - Greek	GA - Irish	MT - Maltese	SL - Slovenian
EN - English	HR - Croatian	NL - Dutch	SV - Swedish

Countries and nationalities:

AT - Austria	DK - Denmark	HR - Croatia	LV - Latvia	RO - Romania
BE - Belgium	ES - Spain	HU - Hungary	MT - Malta	SK - Slovakia
BG - Bulgaria	ET - Estonia	IE - Ireland	NL - The Netherlands	SI - Slovenia
CZ - Czech Republic	FI - Finland	IT - Italy	PL - Poland	SE - Sweden
CY - Cyprus	FR - France	LT - Lithuania	PT - Portugal	UK - United Kingdom
DE - Germany	GR - Greece	LU - Luxembourg		

Subjects:

ar4 - Art (4 hours)	gre - Ancient Greek	l2a - Language II Advanced	maa - Math Advanced
bi2 - Biology (2 hour option)	hi2 - History (2 hour option)	l3 - Language III	mu4 - Music (4 hour option)
bi4 - Biology (4 hour option)	hi4 - History (4 hour option)	l4 - Language IV	onl - Other National Language
chi - Chemistry	l1 - Language I	lat - Latin	ph2 - Philosophy (2 hour option)
eco - Economics	l1a - Language I Advanced	ma3 - Math (3 hour option)	ph4 - Philosophy (4 hour option)
ge2 - Geography (2 hour option)	l2 - Language II	ma5 - Math (5 hour option)	phy - Physics
ge4 - Geography (4 hour option)			

Introduction

The 56th session of the European Baccalaureate was chaired by European Chairman from Czech Republic, Mrs Ivana Bozdechova.

A total of 1814 candidates from 13 European Schools and 5 Accredited Schools registered for the European Baccalaureate 2015 session. 45 candidates were not awarded the European Baccalaureate Diploma: 15 candidates dropped out from the examinations session and 30 candidates failed.

European Baccalaureate 2015 - participants

Registered	1814
Participated	1799
Abandoned	15
Passed	1769
Failed	30
Success rate	98,3%
Fail rate	1,7%

European Baccalaureate 2015 – Average rates

Overall Average for the Final Mark	78,0
Overall Average for the Preliminary Mark	79,4
Overall Average for Written Examinations	74,5
Overall Average for Oral Examinations	81,9

137 experts participated in the elaboration of 157 main examination papers and 141 reserve papers. 155 out of 190 examination papers were translated into 15 languages, the originals being produced in one of the three vehicular languages of the European Schools system. The rest (108 papers) concerned the language exams. Each examination paper was accompanied by suggested answers, assessment criteria, marking instructions and marking grid. That made up a total of 501 « Copies ready to print » that were approved by the Secondary Inspectors.

The present report will provide a general overview of the results of the European Baccalaureate 2015, its complete records can be found in the annexes.

1. Organisation

1.1. Quality control

Quality control of the written and oral examinations in 17 participating schools was carried out by 29 Vice-Chairmen. In order to supervise the proceedings Vice-Chairmen visited the assigned examination centers for up to 2 days during the written examinations and for a maximum of four days per center throughout the oral examinations' session. This year the supervision of the examination centers was distributed as follows:

School	Vice-Chairmen
▶ AL	Ms D.Saccardo
▶ BE	Ms H.Coelho
▶ Br I	Ms Ms J.Aničić, Mr K.Leszczynski
▶ Br II	Mr L.Anastasiades, Mr L.Damkjaer, Mr G.Mifsud
▶ Br III	Ms K.M.Eckerstorfer, Ms C. Vidorreta Garcia
▶ CU	Ms M.Hadley
▶ FR	Mr E.Ries, Mr D.Willé
▶ KA	Ms K.Nilsson
▶ Lux I	Ms M.Kitsing, Ms E.Vermeire
▶ Lux II	Ms O.Arkle, Mr A.Coenen, Ms J.Handzelová
▶ MO	Ms L.van den Bosh
▶ MU	Ms M.Poznanovič-Jezersek, Mr S.Walz
▶ VA	Ms A.-D.Petrache, Ms V.Valiuškevičienė
▶ *HE	Ms Z.Nyíró
▶ *HK	Ms M.Kalogridou
▶ *MA	Ms Z. Sofronieva
▶ *PA	Ms L.Ó Toole
▶ *ST	Ms T.Huisman
▶ Accompanying the Chairman	Ms O.Drápalová

1.2 Inspectors responsible for the different subjects

SUBJECT	LANGUAGE	INSPECTOR RESPONSIBLE FOR THE SUBJECT
ART		Ms K. NILSSON
BIO		Mr E. RIES
CHIM		Mr E. RIES & Mr A. COENEN
ECO		Ms Z.I. SOFRONIEVA

SUBJECT	LANGUAGE	INSPECTOR RESPONSIBLE FOR THE SUBJECT
EL ANC.		Ms M. KALOGRIDOU
GEO		Ms Z.I. SOFRONIEVA
HIST		Ms H. COELHO
LI	BG	Ms Z.I. SOFRONIEVA
	CS	Ms O. DRÁPALOVÁ
	DA	Mr L. DAMKJAER
	DE	Mr S. WALZ & Ms K.M. ECKERSTORFER
	EL	Ms M. KALOGRIDOU
	EN	Ms M. HADLEY
	ES	Ms C. VIDORRETA GARCIA
	ET	Ms M. KITSING
	FI	Ms T. HUISMAN
	FR	Mr D. WILLÉ
	HR	Ms J. ANIČIĆ
	HU	Ms Z. NYÍRŐ
	IT	Ms D. SACCARDO
	LT	Ms V. VALIUŠKEVIČIENĖ
	LV	Ms O. ARKLE
	MT	Mr G. MIFSUD
	NL	Ms L. VAN DEN BOSH & Ms E. VERMEIRE
	PL	Mr K. LESZCZYŃSKI
	PT	Ms H. COELHO
	RO	Ms A.-D. PETRACHE
	SK	Ms J. HANDZELOVÁ
	SL	Ms M. POZNANOVIČ-JEZERSEK
	SV	Ms K. NILSSON
LII, III, IV	DE	Ms K.M. ECKERSTORFER & Mr S. WALZ
	EL	Ms M. KALOGRIDOU & Mr L. ANASTASIADES
	EN	Ms M. HADLEY & Ms L. Ó TOOLE
	ES	Ms C. VIDORRETA GARCIA
	FI	Ms T. HUISMAN
	FR	Mr D. WILLÉ
	GA	Ms L. Ó TOOLE
	IT	Ms D. SACCARDO
	MT	Mr G. MIFSUD
	NL	Ms L. VAN DEN BOSH & Ms E. VERMEIRE
	PT	Ms H. COELHO
	SV	Ms K. NILSSON
LATIN		Mr D. WILLÉ
MATH		Ms O. DRÁPALOVÁ ¹
MUS		Mr S. WALZ
ONL	FI	Ms T. HUISMAN
	GA	Ms L. Ó TOOLE
	MT	Mr G. MIFSUD
	SV	Ms T. HUISMAN
PHILO		Ms E. VERMEIRE
PHYS		Ms O. DRÁPALOVÁ ¹

¹ By the decision of Board of Inspectors Secondary (Written Procedure 2015/18), Mrs Drápalová was assigned to temporarily fill in the vacated post until permanent replacement is appointed.

1.3 Structure of the examinations

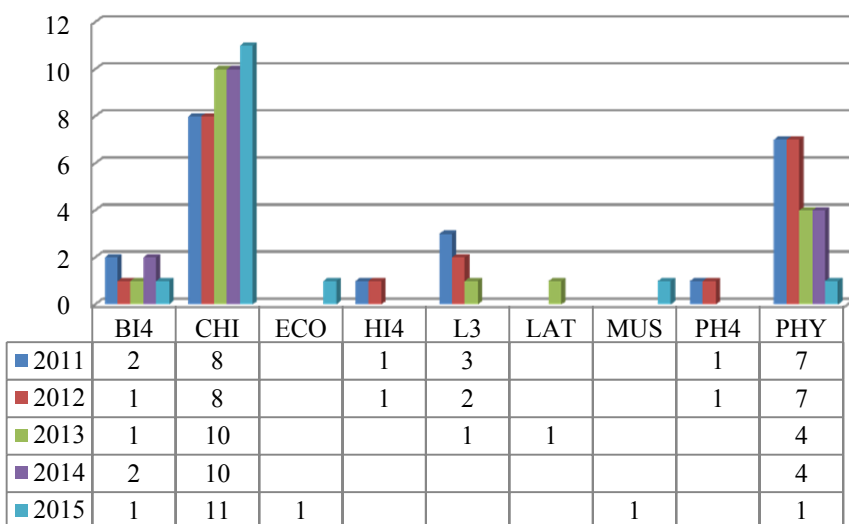
In the school year 2013-2014 the Baccalaureate reform entered into force. For the second year, all candidates sat 5 written and only 3 oral examinations. The examinations are chosen from the following options:

5 written examinations	LI – basic <u>or</u> advanced course
	LII – basic <u>or</u> advanced course
	Mathematics–3 periods or 5 periods course
	Two 4 period options
3 oral examinations	LI – basic <u>or</u> advanced course
	LII – basic <u>or</u> advanced course or History 2 p. or 4 p. (if not chosen as written examination) or Geography 2 p. or 4 p.(if not chosen as written examination)
	1 subject chosen by the pupil among the 2-period compulsory subjects and the 4-period options
	or Advanced Mathematics (compulsory for pupils who took this course).

1.4 Organisation of additional written examinations

Article 13 of the Arrangements for Implementing the regulations for the European Baccalaureate establishes that candidates may be allowed to sit for an additional written examination of an option subject.

Additional Written Examinations



Admission may be authorised only if supporting documents are provided in order to show that an examination in this subject is part of the conditions for admission to the higher education course on which the pupil wishes to enrol.

21 requests were received this year, 16 of them were registered for an additional written examination, 1 candidate withdrew his request during the year.

1.5 Number of pupils who registered for the 2015 Baccalaureate session

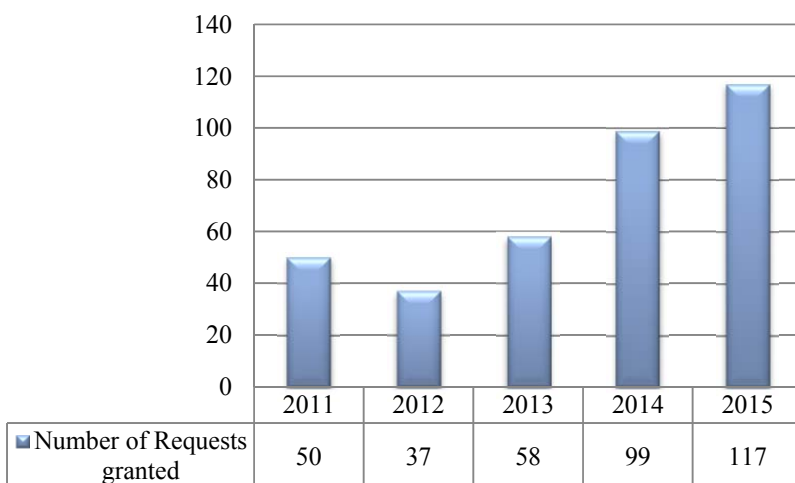
The number of candidates who registered for the 2015 Baccalaureate examination session, by school and by language section, can be seen in the following table:

Ling. section	AL	BE	BR I	BR II	BR III	CU	FR	KA	LU I	LU II	MO	MU	VA	*HE	*HK	*MA	*PA	*ST	Total
DA			15							22									37
DE	13		22	22	27	14	24	36	27	13	3	65	18						284
EL					39					14					2				55
EN	22	19	39	53	45	17	30	34	41	30	20	32	29	6		12	5	16	450
ES	29		23		30				23										105
FI				26					8					5					39
FR	17	4	75	65	87	15	18	12	39	29	14	15	15	8			4	20	437
HU			9																9
IT			41	36			17			29		17	40				24		204
NL		17		18	23				19		27	8	4						116
PL			16						7										23
PT				13					19										32
SV				11					12										23
Total	81	40	240	244	251	46	89	82	195	137	64	137	106	19	2	12	33	36	1814

15 candidates dropped out from the examination session during the school year bringing the total number of participants to 1799:

Ling. section	AL	BE	BR I	BR II	BR III	CU	FR	KA	LU I	LU II	MO	MU	VA	*HE	*HK	*MA	*PA	*ST	Total
Total	81	40	239	241	248	46	89	81	193	136	64	135	106	19	2	12	33	34	1799

1.6 Candidates with Special Educational Needs



Article 1.3. of the Arrangements for implementing the Regulations for the European Baccalaureate permits candidates with special educational needs to apply for special measures for taking of their examinations.

Appropriate arrangements were made for 117 pupils with special educational needs (an increase of 18% from the year before).

15 out of 117 cases were filed outside the usual procedure due to exceptional circumstances and were approved by Board of Inspectors Secondary at its meeting in June.

The most common special arrangements that were granted this year were:

- 10 minutes' extra time per examination hour,
- 10 minutes' extra time for preparation of the oral examinations,
- use of a computer without a spellchecker,
- presence of a reader and presence of a scribe.

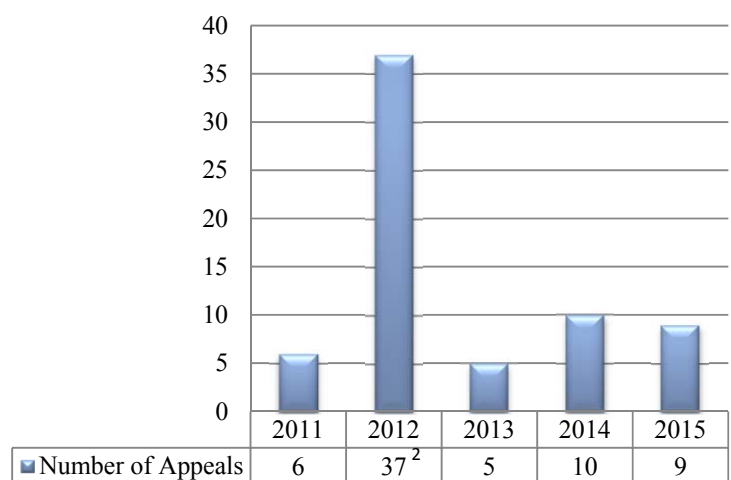
1.7 Administrative and contentious appeals

In accordance with Article 12 of the Arrangements for implementing the Regulations for the European Baccalaureate, an administrative appeal may be lodged with the Chairman of the Baccalaureate Examining Board.

The appeal may only concern a procedural irregularity.

Under Article 12.2. of the same Arrangements it is stated that "*There is a procedural irregularity when the provisions taken by the Board of Governors and the Board of Inspectors as to the European Baccalaureate are not observed*". In the absence of irregularity, the administrative appeals shall be rejected.

Number of Appeals



The table on the right shows the number of appeals lodged over the past five years.²

- **Administrative appeals**

Of the 1799 candidates who participated in the examination session 2015, 9 lodged an administrative appeal, showing disagreement with the marks obtained in the final examinations, written or oral. These cases, not based on procedural irregularity, have been rejected by the Chairman of the European Baccalaureate.

- **Contentious appeals**

Administrative decisions taken on the appeals referred to in Article 12 may be the subject of a contentious appeal. Contentious appeals can be lodged before the Complaints Board by the candidate himself or by his/her legal representatives, if they are minors.

Three contentious appeals were lodged before the Complaints Board in the 2015 Baccalaureate session.

One candidate contested the mark for the written Philosophy examination which she was sitting in English. Article 6.5.6.7. of the Arrangements for implementing the Regulations for the European Baccalaureate permitted the candidate to use a German translation of the examination paper for her

² At the end of European Baccalaureate 2012 a collective appeal was launched against the results in the written Chemistry examination. Some of the people who had signed the collective appeal also made an individual appeal. The total number of appeals thus includes all these appeals as well as the ones not related with the Chemistry examination.

reference. The candidate claimed that her answer, and thus final mark, was influenced by inaccuracies in translation of the two language versions.

The other two contentious appeals concern candidates with special educational needs claiming that their marks have been affected by irregularities in the application of the Provision of Educational Support in the European Schools

2. Analysis of the 2015 Bacculaureate results

2.1 Participation in the examinations by school and by language section

Of the 1814 pupils registered for the Bacculaureate at the start of the 2014-2015 school year, 1799 actually took part in the examinations, 15 pupils having given up their studies in mid-year or during the Bacculaureate session.

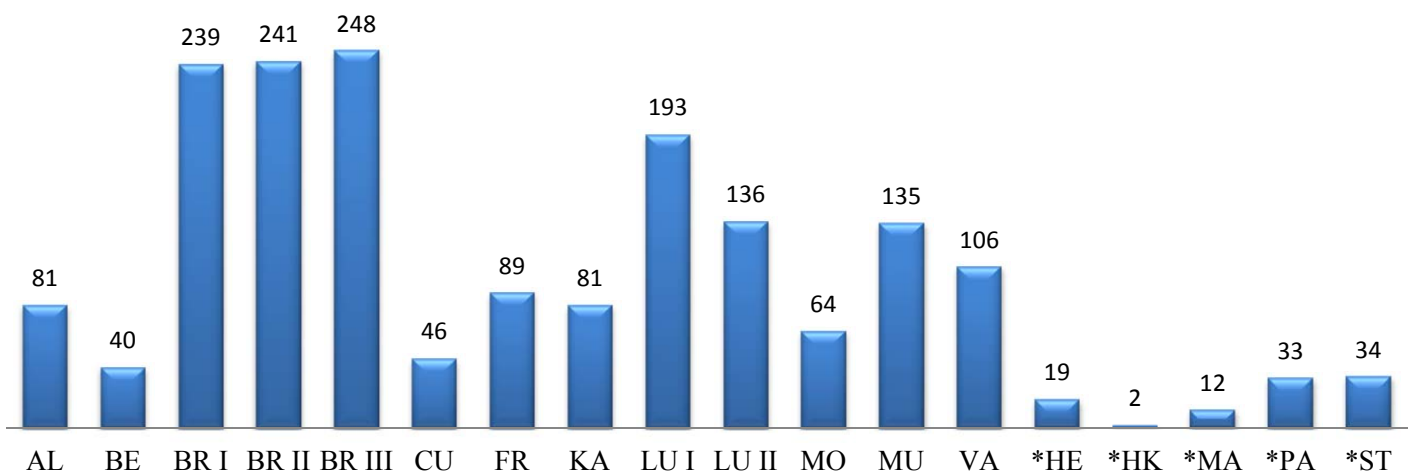
During the written examinations 19 candidates were partially absent due to medical reasons and 7 due to participation in National Examinations, namely the Spanish Selectividad. 31 substitute examinations were organised in June 2015.

Two candidates were allowed to take part in an extraordinary session in September 2015, 3 substitute examinations were organised accordingly.

6 candidates chose to resit their Math 5 examination³, this possibility was organised in 4 corresponding schools.

The largest number of Bacculaureate candidates per school came from the European School of Brussels III (248).

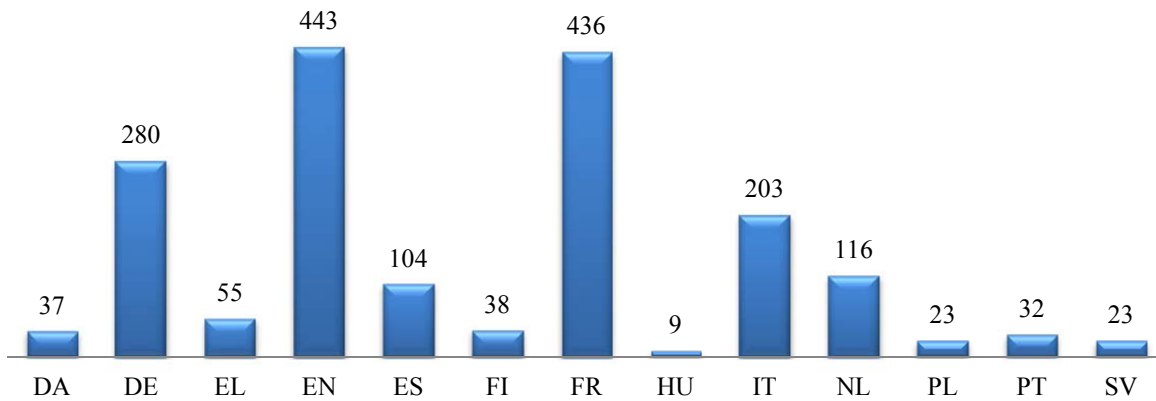
Number of candidates per school



The largest number of Bacculaureate candidates per language section can be found in the English language section, with 443 candidates, closely followed by candidates from the French section (436) and the German section (280).

³ Please see “2.12 Analysis of the results of Scientific courses” for details

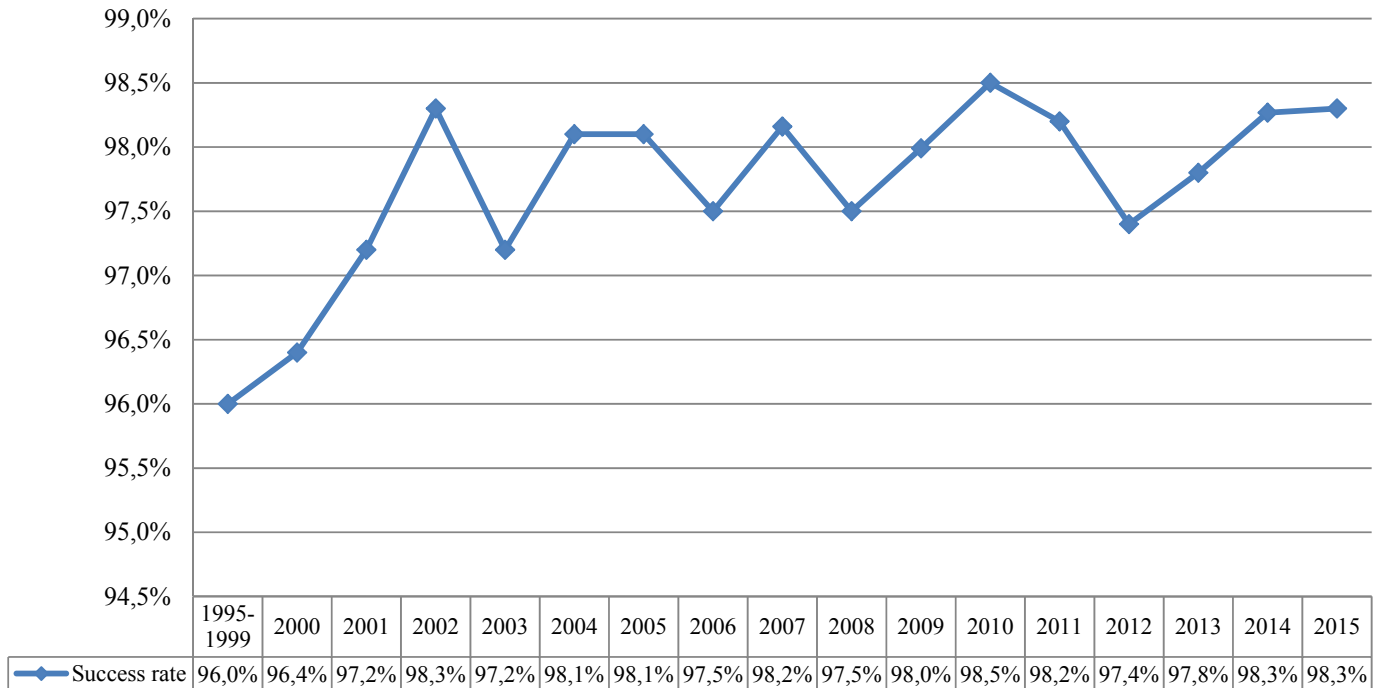
Number of candidates per language section



2.2 Success rate

School	2011	2012	2013	2014	2015
AL	100,0%	97,0%	96,7%	100,0%	97,5%
BE	89,4%	92,7%	95,2%	97,9%	95,0%
Br I	99,1%	98,8%	97,9%	98,8%	98,7%
Br II	98,1%	94,9%	94,2%	97,6%	98,3%
Br III	96,9%	97,8%	99,0%	100,0%	98,8%
CU	96,3%	100,0%	100,0%	100,0%	100,0%
FR	100,0%	100,0%	100,0%	98,7%	100,0%
KA	97,5%	97,4%	98,6%	98,8%	97,5%
LU I	99,2%	97,8%	97,8%	95,6%	97,4%
LU II			99,1%	97,2%	98,5%
MO	95,4%	95,1%	96,3%	98,5%	98,4%
MU	100,0%	98,1%	100,0%	100,0%	99,3%
VA	100,0%	100,0%	97,5%	96,3%	99,1%
*HE			100,0%	100,0%	100,0%
*HK					100,0%
*MA			100,0%	100,0%	91,7%
*PA	100,0%	90,9%	100,0%	97,1%	90,9%
*ST				96,7%	100,0%
Success Rate	98,2%	97,4%	97,8%	98,3%	98,3%

Success rate



A comparison of Success rates over last 20 years shows that the European Baccalaureate situation stays stable.

The following table shows the success rate in the different language sections. This year, the success rates by language section ranged between 97,1% and 100%. Due to small numbers of bachelors in some sections the results are not always statistically comparable.

Success rate by language section

Language section	Number of pupils	Passed	Success rate
DA	37	37	100,0%
DE	280	276	98,6%
EL	55	55	100,0%
EN	443	436	98,4%
ES	104	101	97,1%
FI	38	37	97,4%
FR	436	429	98,4%
HU	9	9	100,0%
IT	203	200	98,5%
NL	116	114	98,3%
PL	23	22	95,7%
PT	32	30	93,8%
SV	23	23	100,0%
Total	1799	1769	98,3%

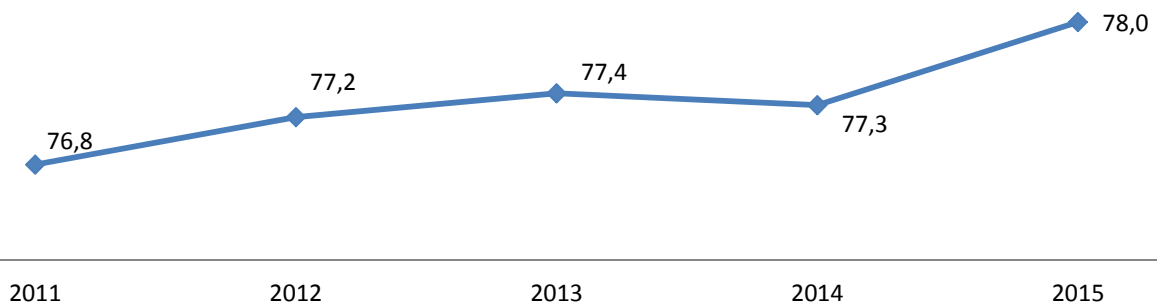
The following table shows the success rate in different schools:

Success rate by school			
School	Candidates	Passed	Success rate
AL	81	79	97,5%
BE	40	38	95,0%
BR I	239	236	98,7%
BR II	241	237	98,3%
BR III	248	245	98,8%
CU	46	46	100,0%
FR	89	89	100,0%
KA	81	79	97,5%
LU I	193	188	97,4%
LU II	136	134	98,5%
MO	64	63	98,4%
MU	135	134	99,3%
VA	106	105	99,1%
*HE	19	19	100,0%
*HK	2	2	100,0%
*MA	12	11	91,7%
*PA	33	30	90,9%
*ST	34	34	100,0%
Total	1799	1769	98,3%

2.3 Final averages

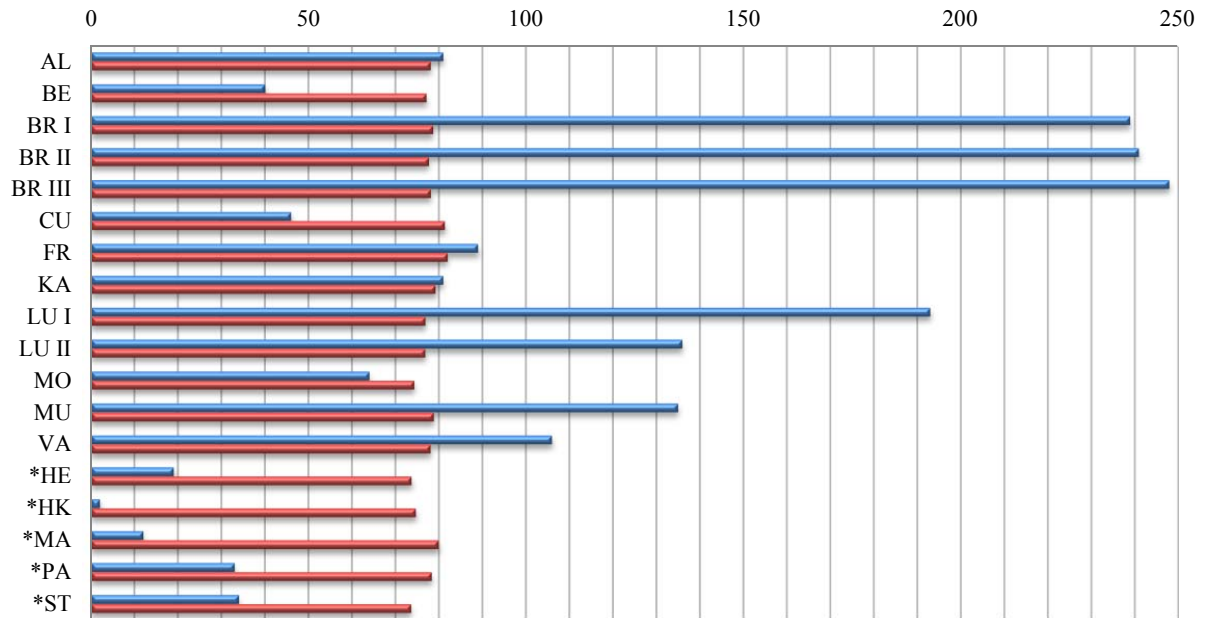
For all the candidates who participated in the 2015 session of the Baccalaureate, the average Final Marks amounted to 78,0. A comparison of the Final Marks shows a slight rise throughout the past five years.

Overall average of past five years



This year the average Final Mark ranged between 73,6 and 82,0 throughout schools:

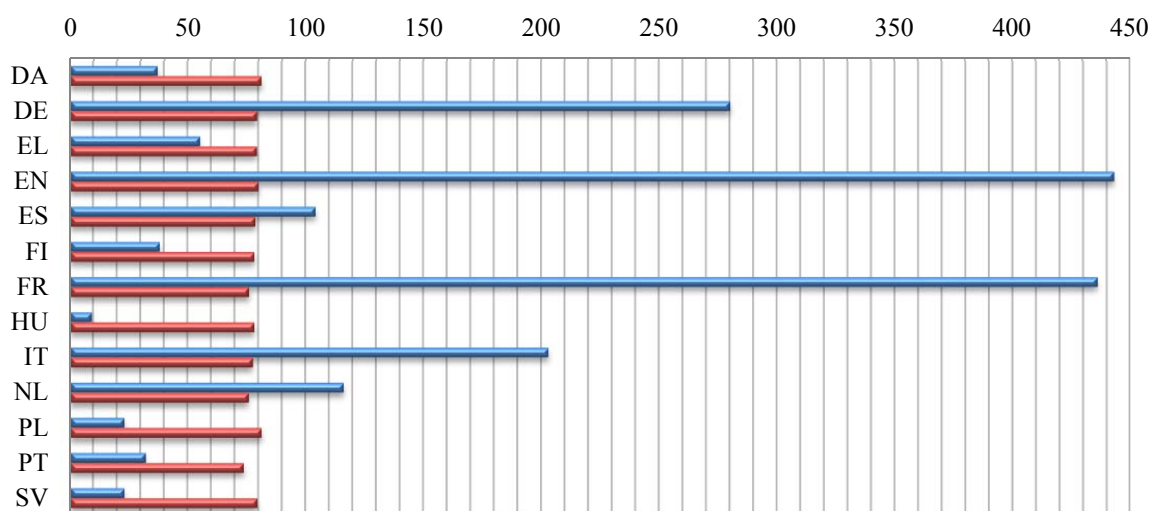
Final Mark average per school



	*ST	*PA	*MA	*HK	*HE	VA	MU	MO	LU II	LU I	KA	FR	CU	BR III	BR II	BR I	BE	AL
■ number of candidates	34	33	12	2	19	106	135	64	136	193	81	89	46	248	241	239	40	81
■ Average Final Mark	73,6	78,4	79,9	74,7	73,7	78,1	78,8	74,4	76,9	76,9	79,2	82,0	81,4	78,1	77,7	78,7	77,1	78,1

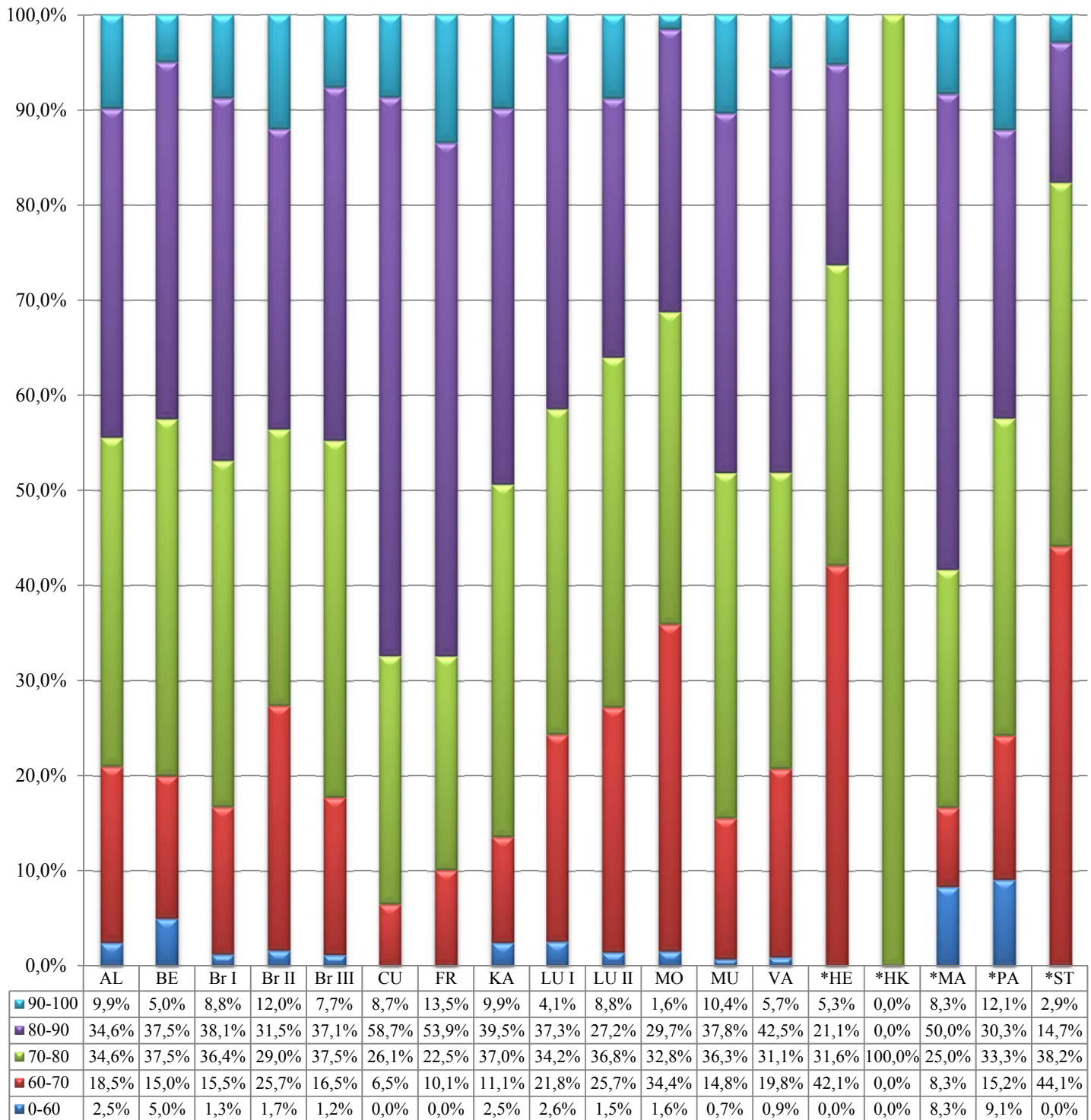
Throughout the Language Sections the average Final Mark ranged between 73,5 and 81,2. Small number of candidates in certain sections doesn't allow the average to be regarded as statistically significant.

Final Mark average per language section



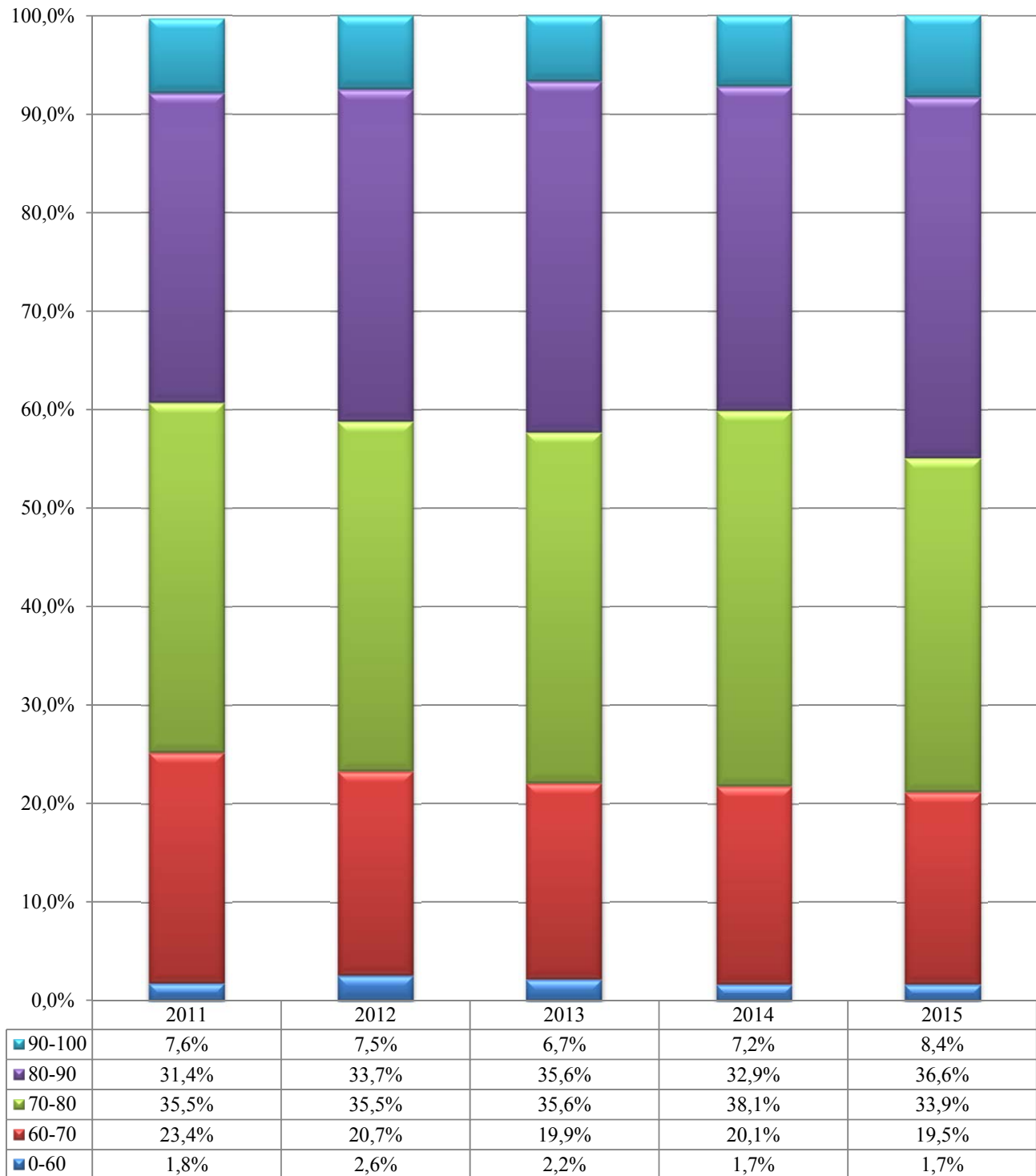
	SV	PT	PL	NL	IT	HU	FR	FI	ES	EN	EL	DE	DA
■ number of candidates	23	32	23	116	203	9	436	38	104	443	55	280	37
■ Average Final Mark	79,3	73,5	81,2	75,7	77,5	78,1	75,8	78,2	78,5	79,8	79,1	79,2	81,1

The following table shows the distribution of Final Marks in the different Schools:



2.4 Breakdown of final results throughout past five years

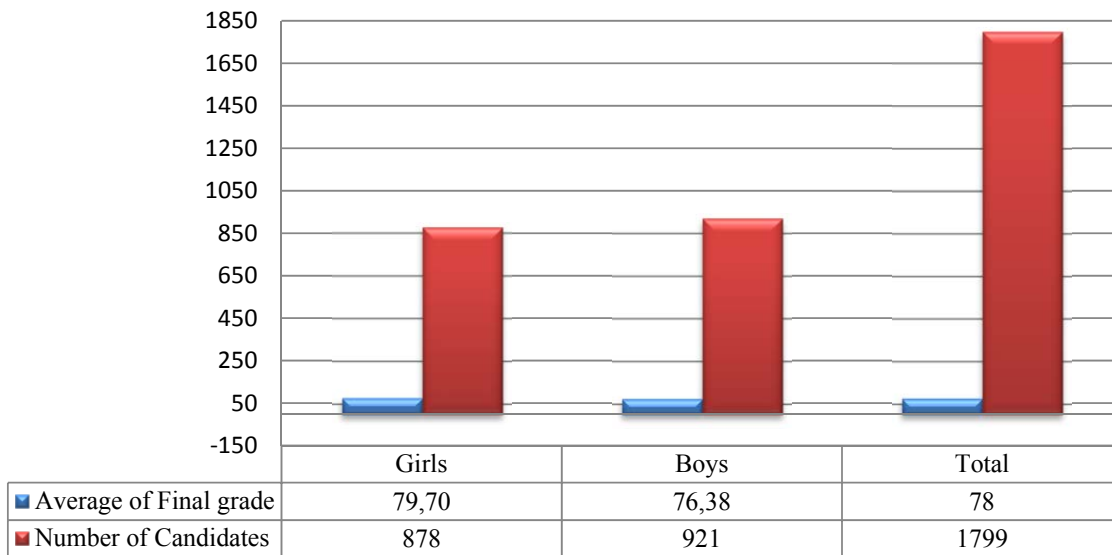
The overview of the results of the past 5 years shows a progressive trend, even though moderate, for the improvement of the overall results.



2.5 Gender differences

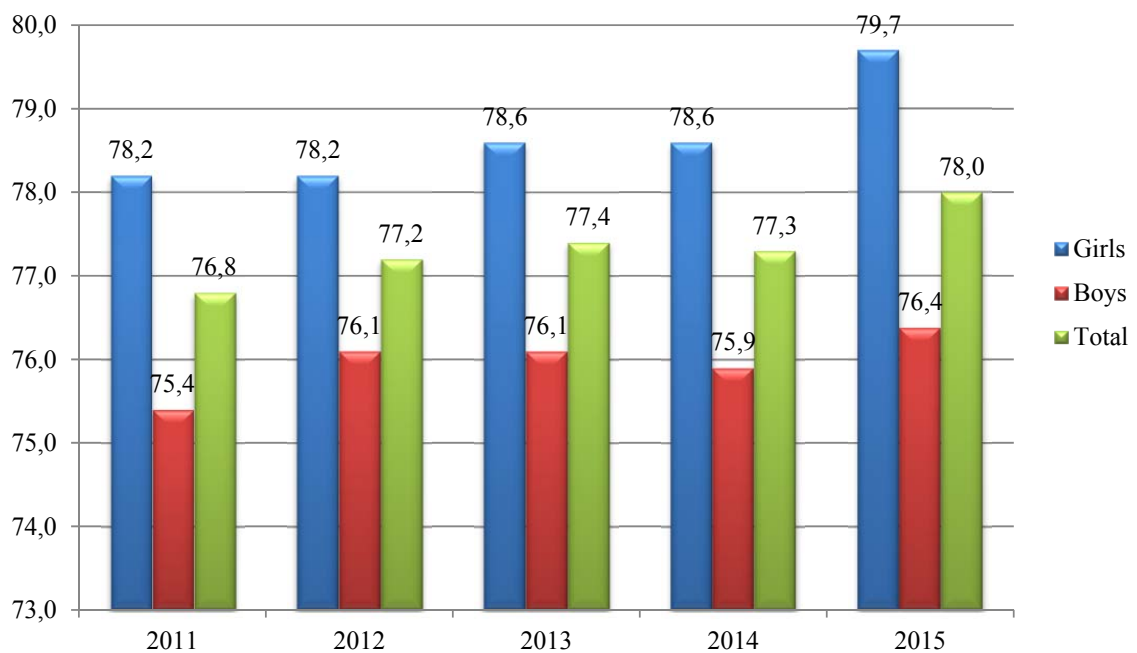
Female candidates score a higher Final Mark as it can be observed in this graph.

Final Mark average per gender

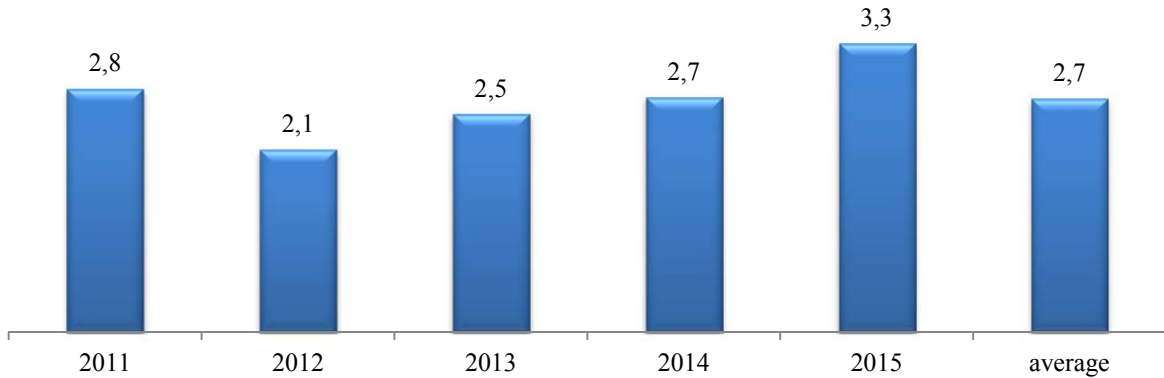


This is a general trend in the last 5 years.

Final Mark average per gender, 2011-2015



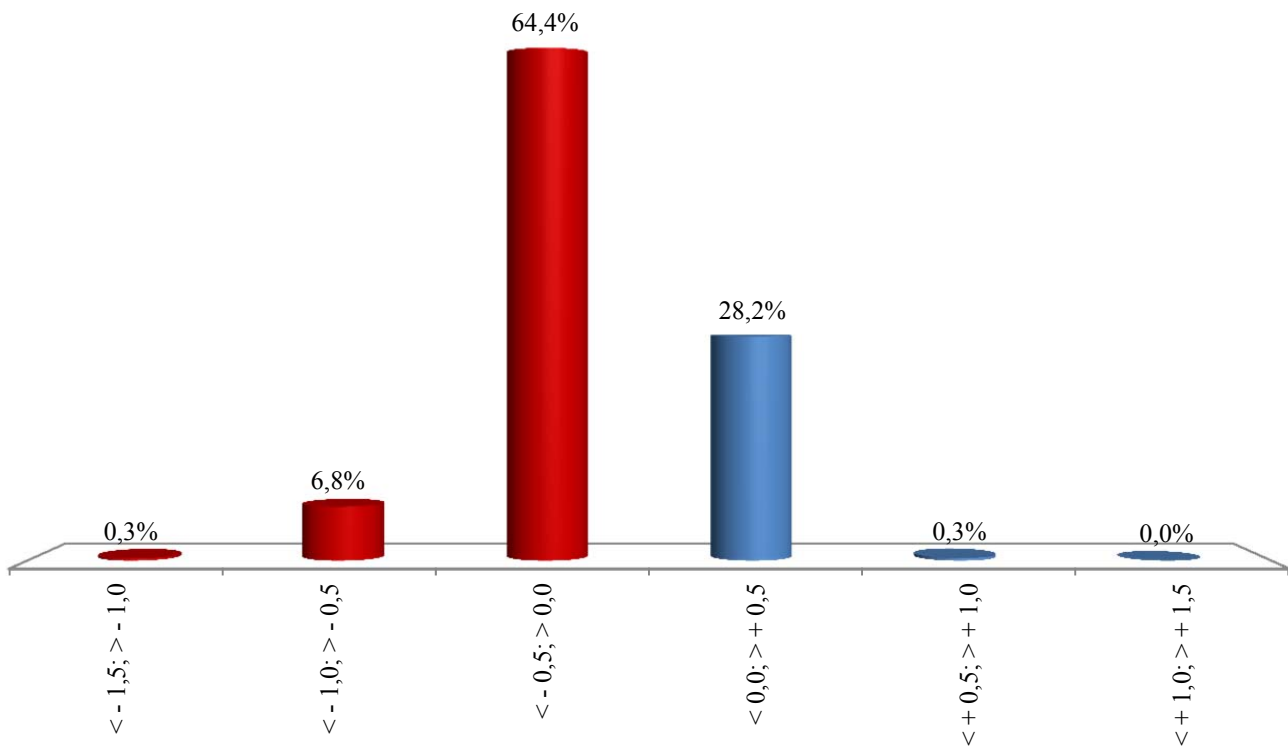
Difference in average Final Marks between genders, 2011-2015



2.6 The Preliminary and Final Marks

The graph below shows differences between the Final Mark and the Preliminary Mark for all pupils who passed the Baccalaureate. A negative difference means that the Preliminary Mark is higher than the Final Mark, and vice-versa.

Differences between Preliminary Mark and Final Mark (Ranges)



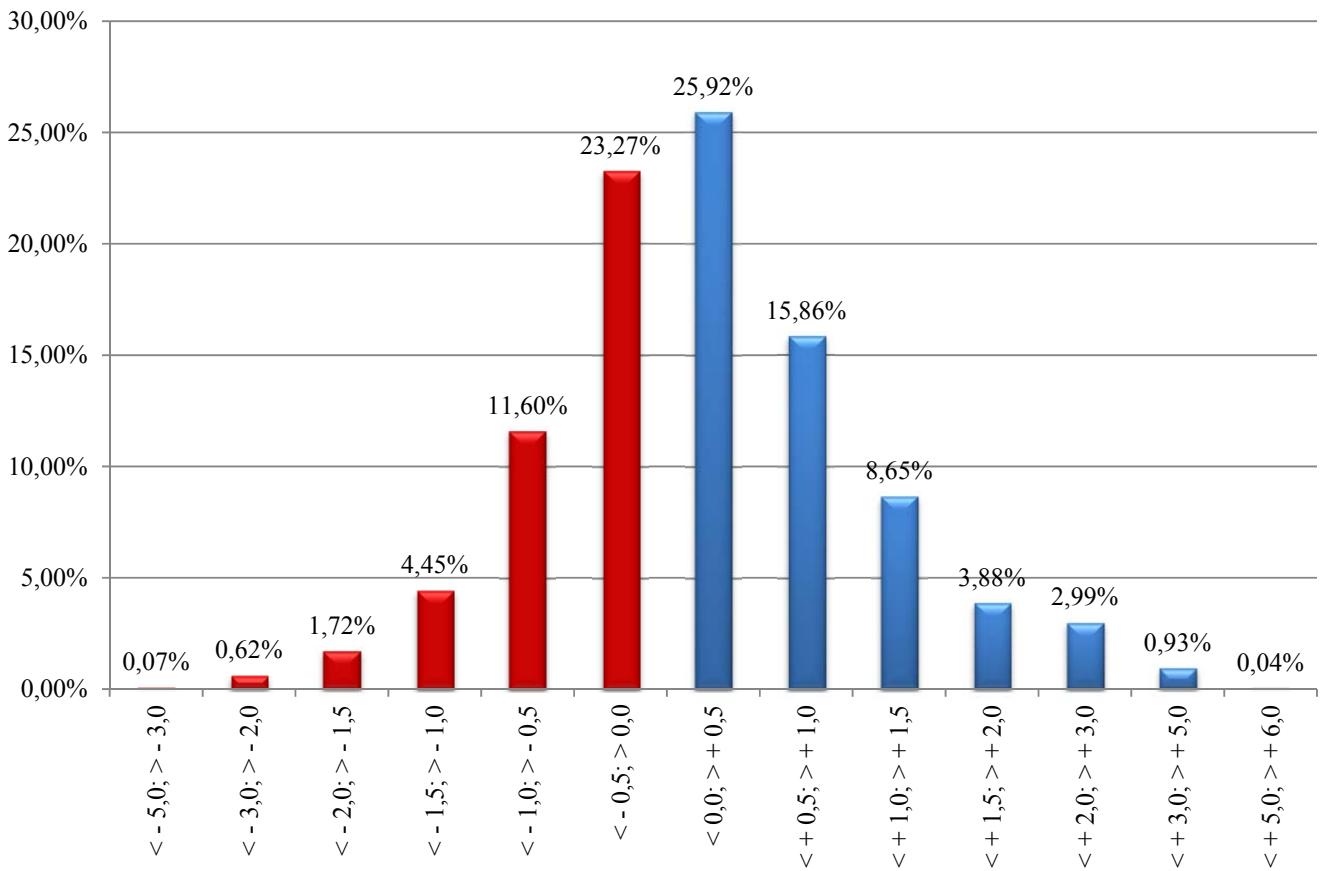
Preliminary Mark is higher

Preliminary Mark is lower

71,5% of the candidates got a higher Preliminary Mark as compared to their Final Mark. However in 64,4% of these cases the difference was not bigger than 0,5. In 92,6% of the candidates the difference between the Preliminary Mark and Final Mark shows deviation of max. 0,5, making the Preliminary Mark quite an accurate prediction of the final European Baccalaureate Mark.

2.7 Differences between Preliminary Mark and First Correction

Difference between Preliminary Mark and First Correction



Teacher gave a higher mark for the written examination

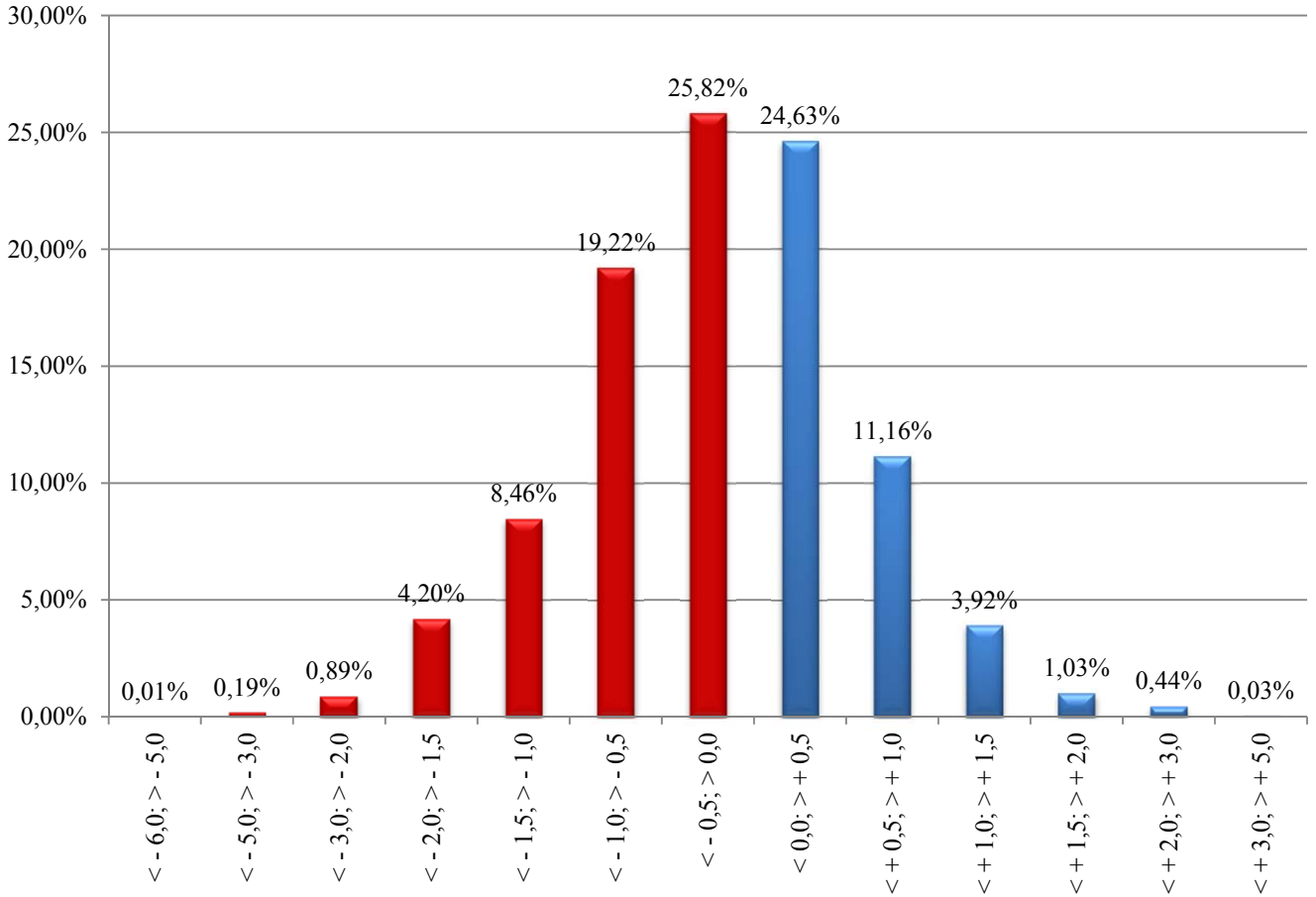
Teacher gave a higher Preliminary Mark

2.8 Differences between First Correction and Second Correction

41,2% of candidates received a higher mark from their first corrector, the teacher.

In 50,4% of the cases the difference between first and second correction in written examination was max. 0,5 points.

Difference between First and Second Correction

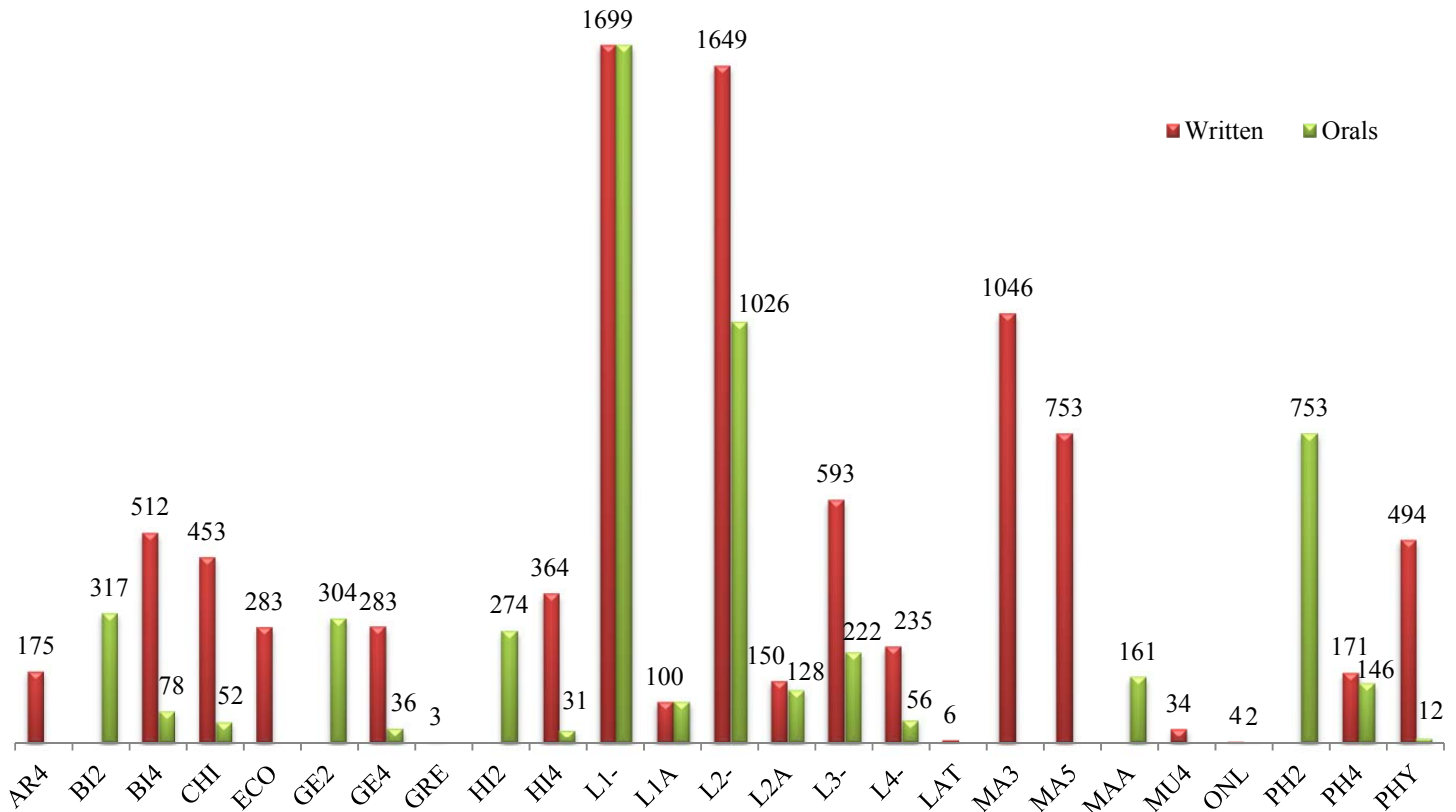


Second corrector gave a higher mark

Teacher gave a higher mark

2.9 Most popular examination choices in written and oral examinations

Number of candidates per examination (written and oral)

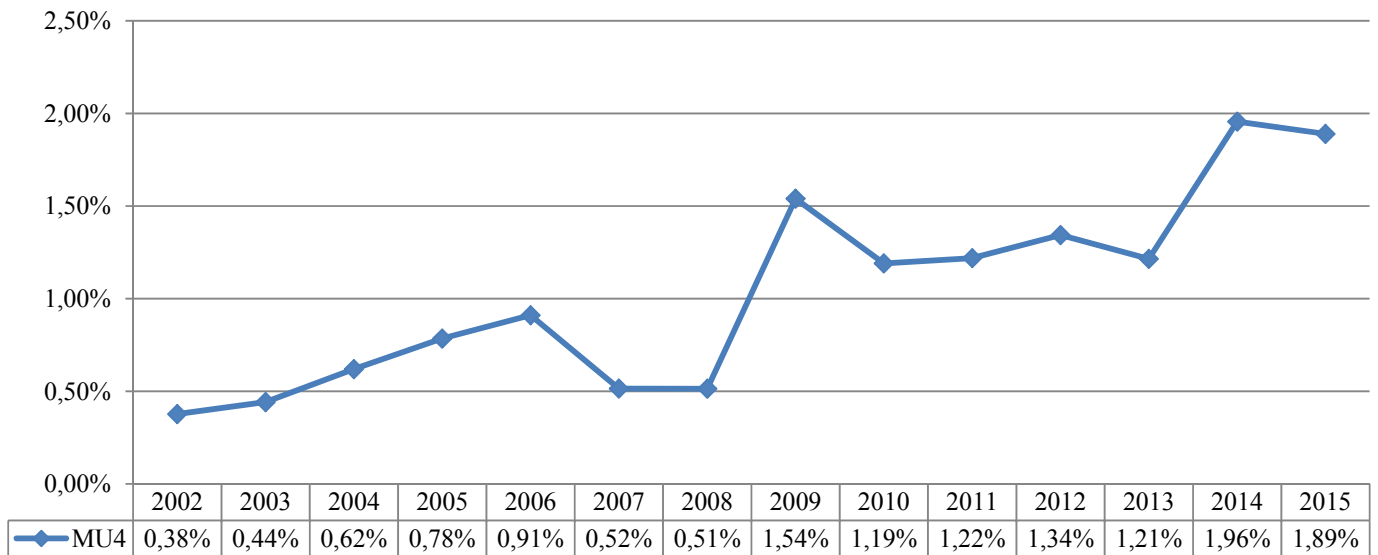


The five most chosen options for the written examinations this year were: Language III (English LIII being the most popular choice (241 candidates), followed by Spanish (115) and French (102)), Biology 4 , Physics, Chemistry and History 4. This confirms the importance of scientific subjects in the European School system.

Options of written examinations	Number of candidates BAC 2014	Percentage of candidates BAC 2014	Number of candidates BAC 2015	Percentage of candidates BAC 2015
LANGUAGE III	573	32,08%	593	32,96%
BIOLOGY 4	453	25,32%	512	28,46%
PHYSICS	467	26,10%	494	27,46%
CHEMISTRY	445	24,87%	453	25,18%
HISTORY 4	376	21,02%	364	20,23%

The popularity of written examination in Musical education is steadily growing throughout the years, bringing the number of candidates up by 78% (19 in 2013 to 34 in 2015):

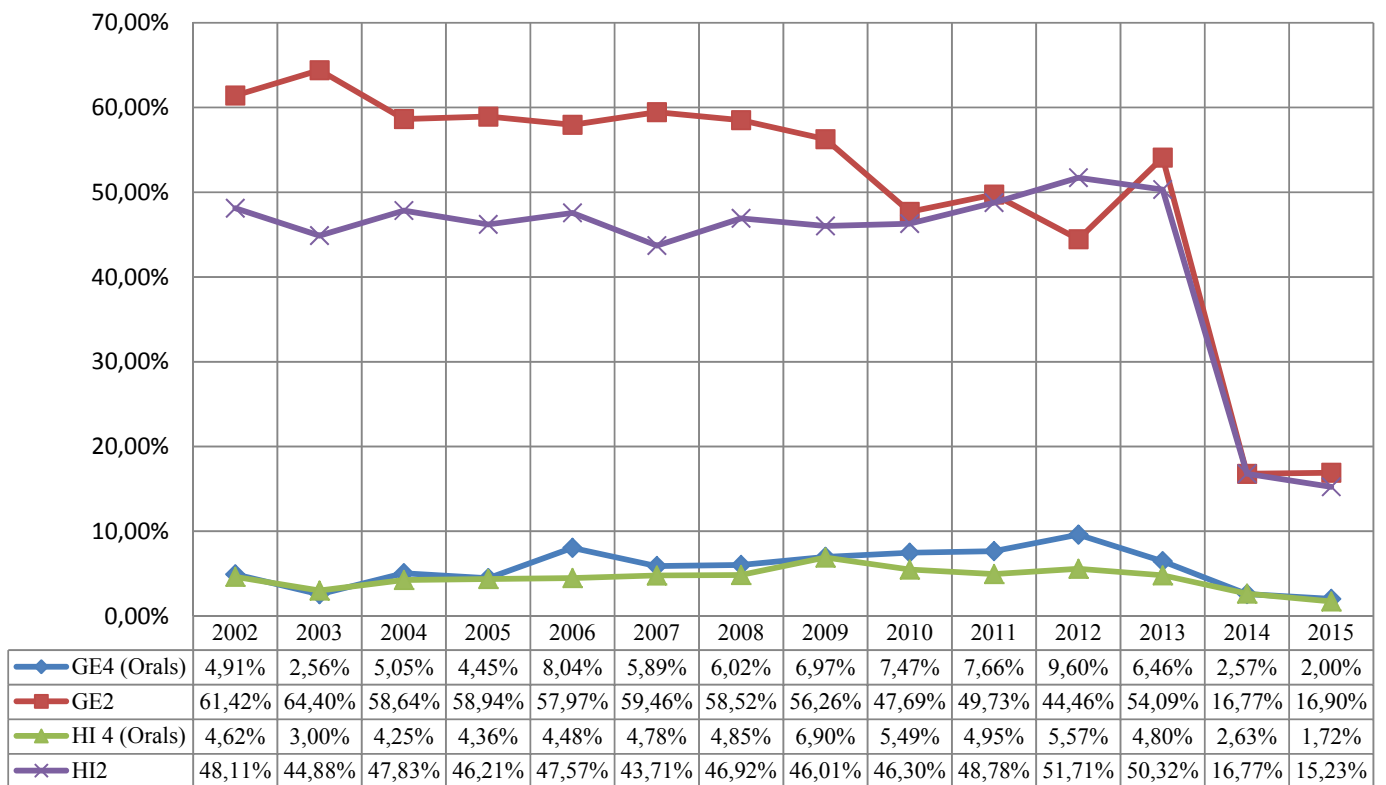
MUSIC 4 HOUR OPTION



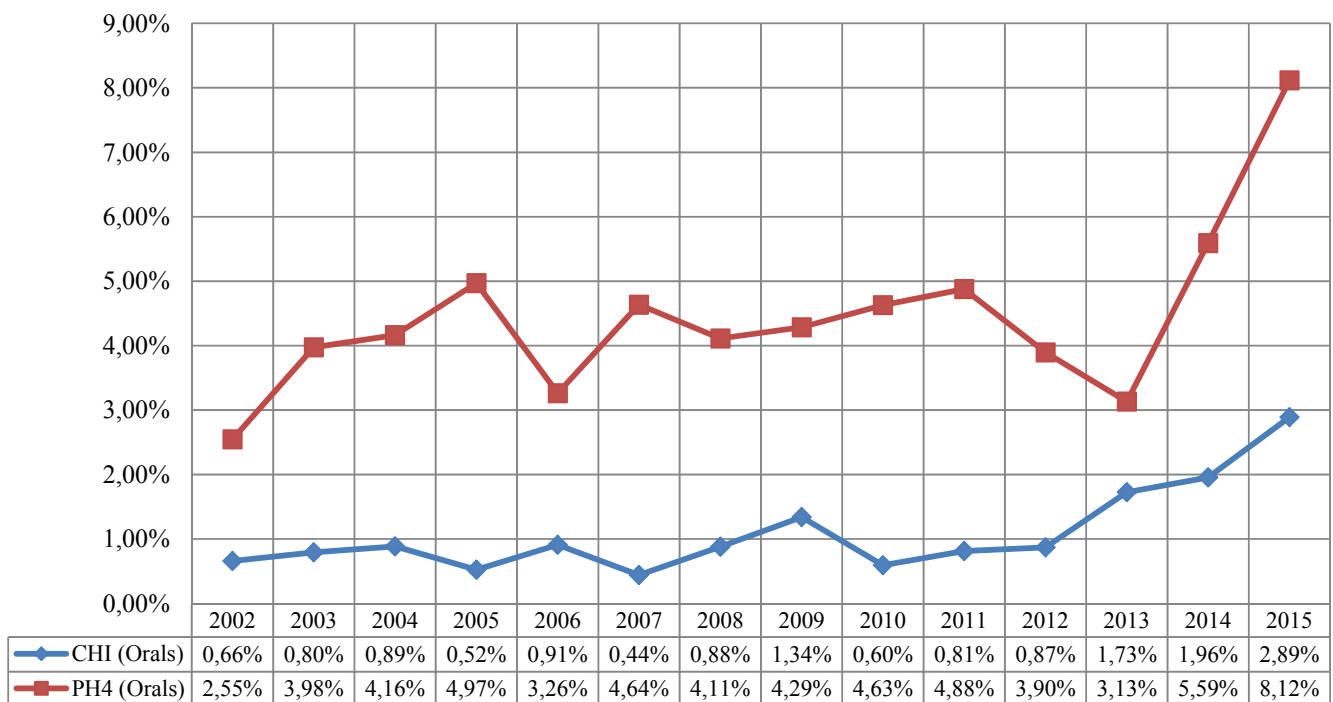
The five most widely chosen options for the oral examinations were: Language II (English (967), French (423) and German (237) being most popular choices), Philosophy 2, Biology 2, Geography 2 and History 2.

Options of oral examinations	Number of candidates BAC 2014	Percentage of candidates BAC 2014	Number of candidates BAC 2015	Percentage of candidates BAC 2015
LANGUAGE II	1003	56,1%	1026	57,03%
PHILOSOPHY 2	782	43,71%	753	41,86%
BIOLOGY 2	331	18,50%	754	41,91%
GEOGRAPHY 2	269	15,04%	304	16,90%
HISTORY 2	300	16,77%	274	15,23%

The European Baccalaureate reform's decision to decrease the number of the oral examinations from four to three in the year 2013-2014 has most heavily affected the orals in History and Geography, 2 and 4 hour options, number of candidates choosing these examinations falling more than 64% in GE2, GE4 and HI2, and 54% in HI4:

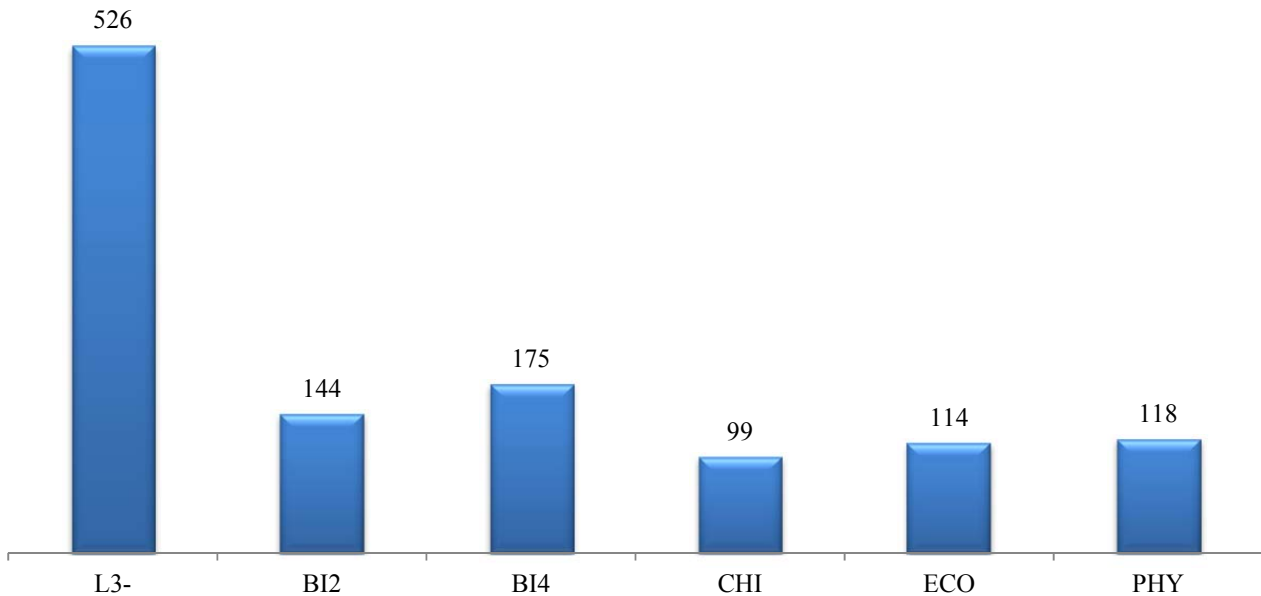


Candidates choosing Philosophy 4 almost tripled in number (49 candidates in 2013 to 146 in 2015) and Chemistry orals doubled this year comparing to year 2013 (from 27 to 52):



815 candidates took an examination in Language III, written or oral. Out of these 526 combined this examination with an examination in one or more scientific subjects. In this graph we can see a frequency of combination:

Language III candidates: choice of written and/or oral scientific examination

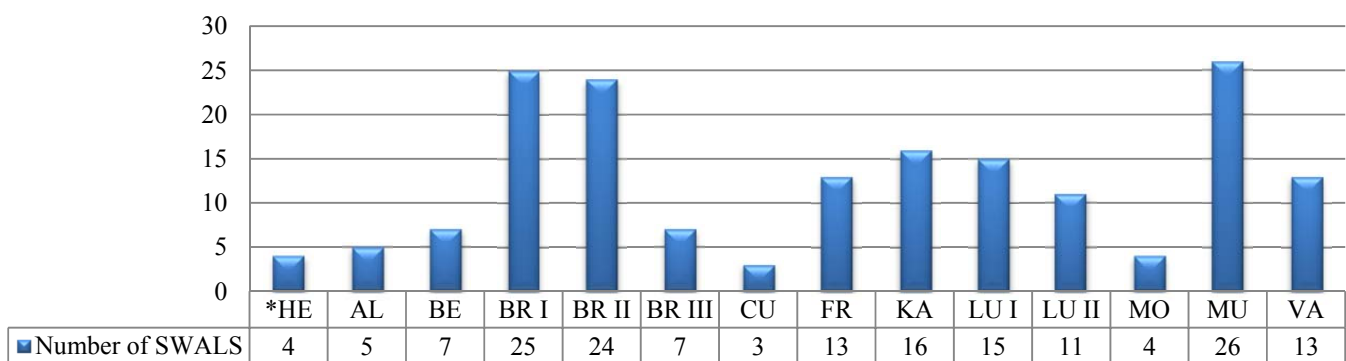


The graph shows that candidates with scientific orientation are also interested in mastering mother tongue and two foreign languages in line with European key competences for lifelong learning.

2.10 Students Without A Language Section (SWALS)

This year, 173 Students Without A Language Section registered for the European Baccalaureate session.

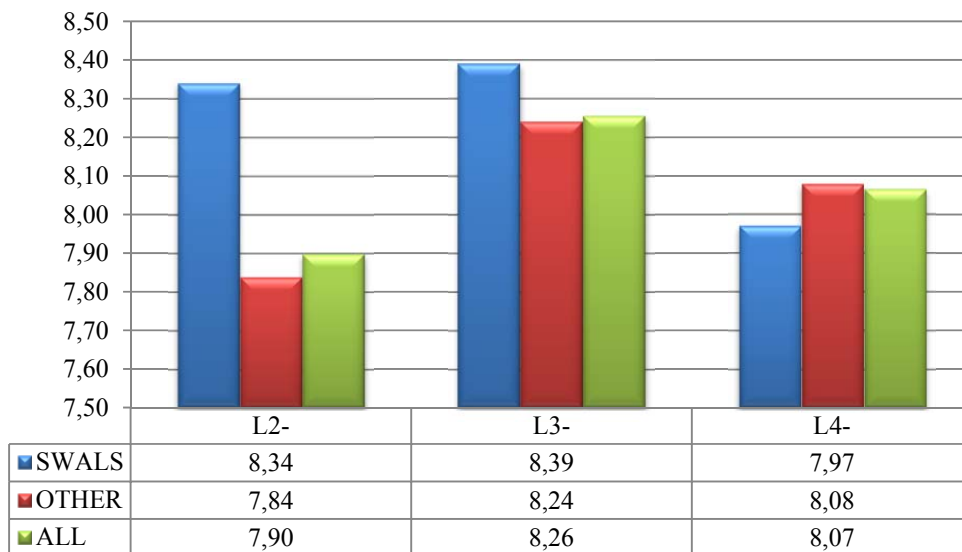
Number of Students Without A Language Section (SWALS)



The average Final Mark achieved by SWALS candidates this year came up to 8,1. Two SWALS candidates failed (i.e. a fail rate of 1,2 %).

In the next graph we can see their performance in Languages II, III and IV. We can observe that their performance in Language II is higher than the average.

Final Mark for L2, L3 and L4



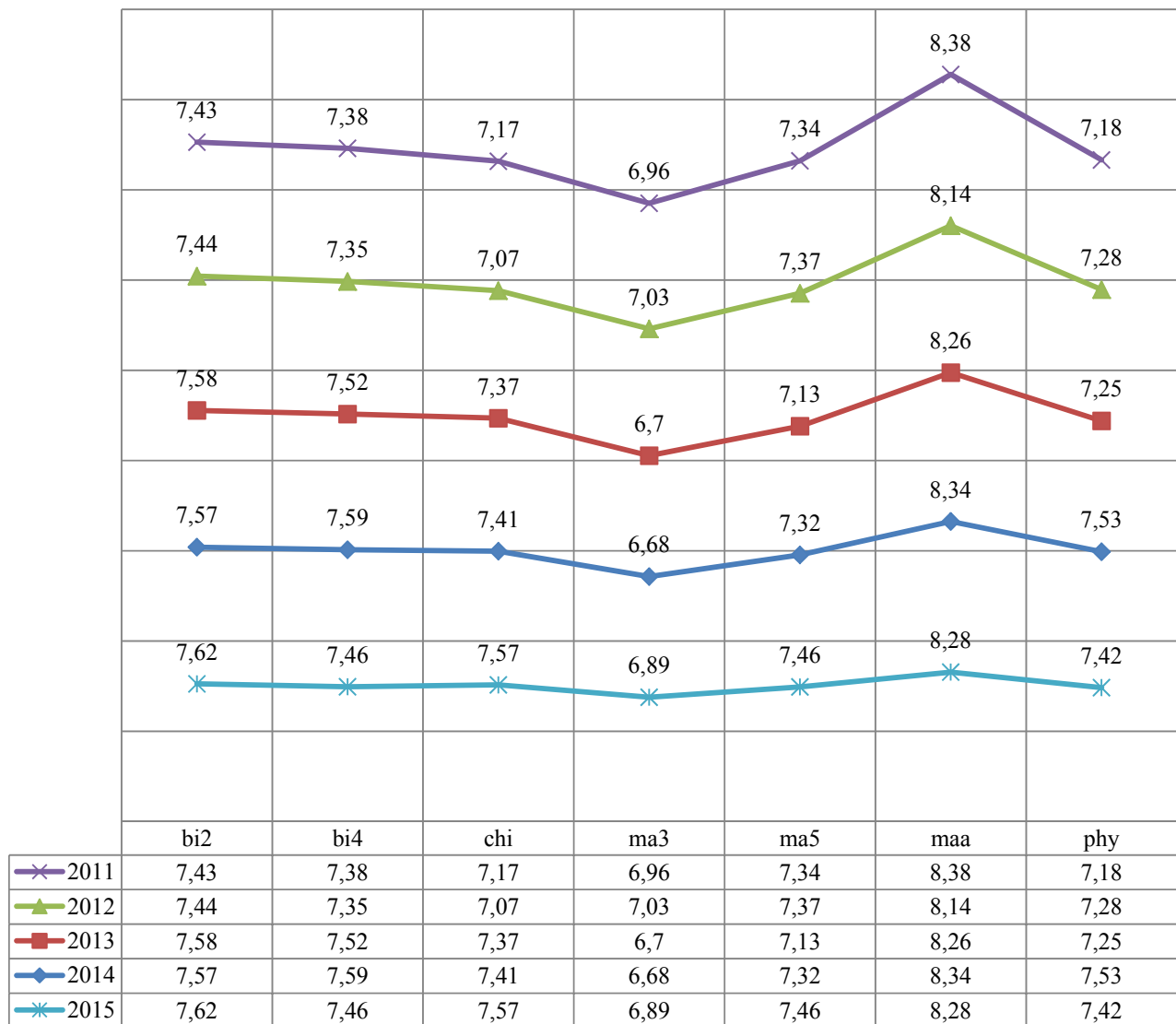
In the following table we can see the performance of SWALS pupils per subject compared to pupils in their language sections. As it can be observed there is no significant deviation of marks even for those subjects taught in Language II (in yellow) where one could expect that SWALS pupils would score higher.

Subject	bi4	chi	eco	ge4	hi4	ma3	ma5	maa	ph4	phy
SWALS	7,44	7,74	7,65	7,55	7,76	7,15	7,35	8,97	8,50	7,49
OTHER	7,47	7,55	7,34	7,54	7,57	6,86	7,47	8,23	8,10	7,41
ALL	7,46	7,57	7,37	7,54	7,60	6,89	7,46	8,28	8,14	7,42

2.11 Final Mark Average for Science Classes

The evolution of the average Final Mark for the science classes as set out in the graph shows substantial stability.

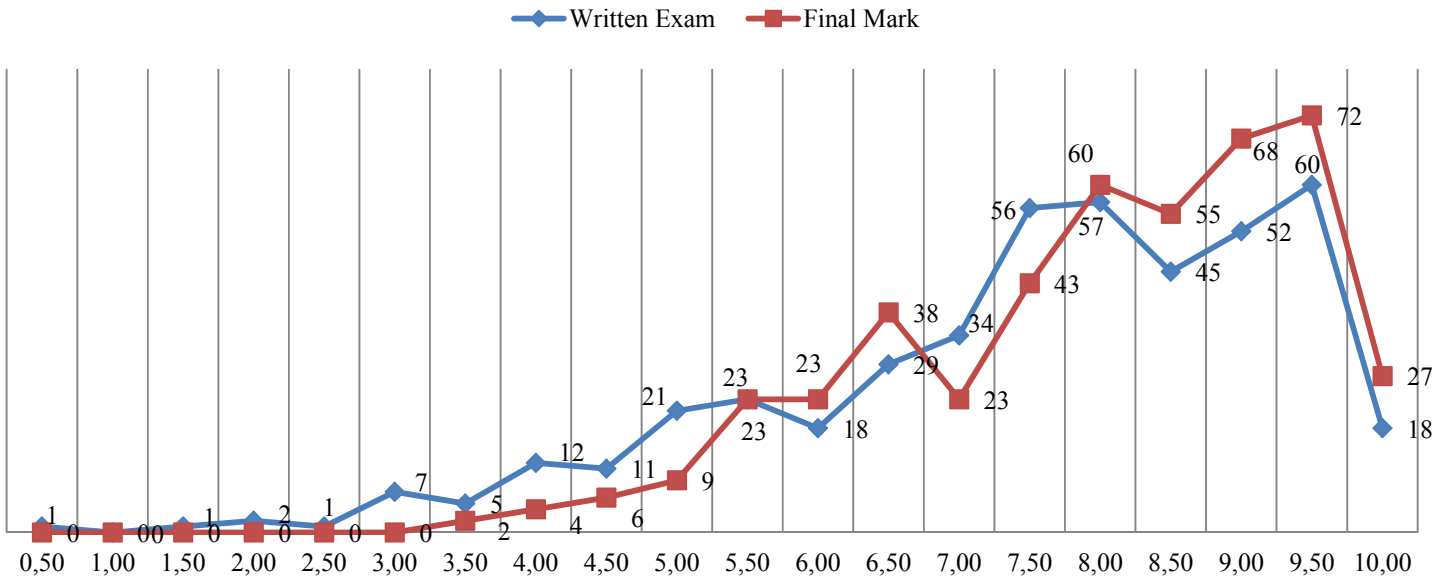
Final Mark Average for Science Classes



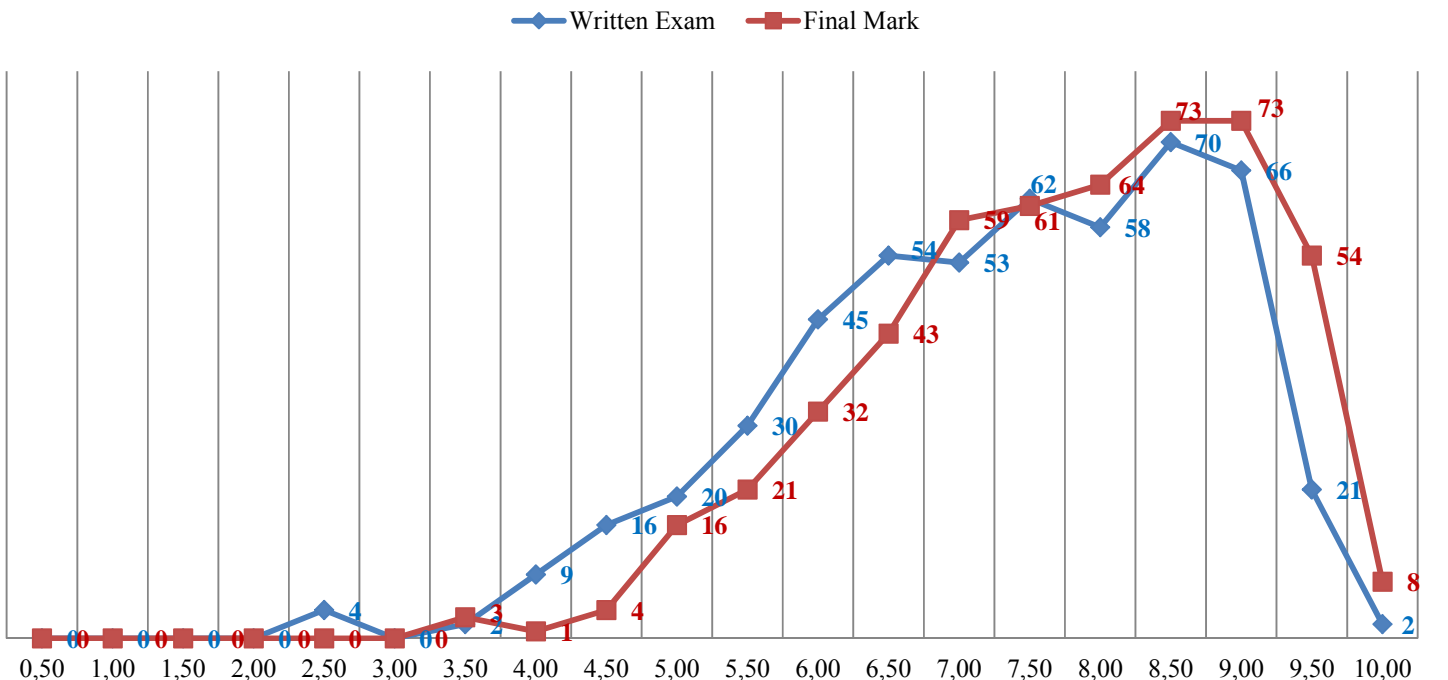
2.12 Analysis of the results of Scientific courses

The below graphs show that the results in the written Chemistry, Biology, Physics and Math 3 do not differ from the overall results. Number of failures generally swinging between 15% (Chi, Bio) and 18% (Phy, Math 5), compared to 29% in Math 3.

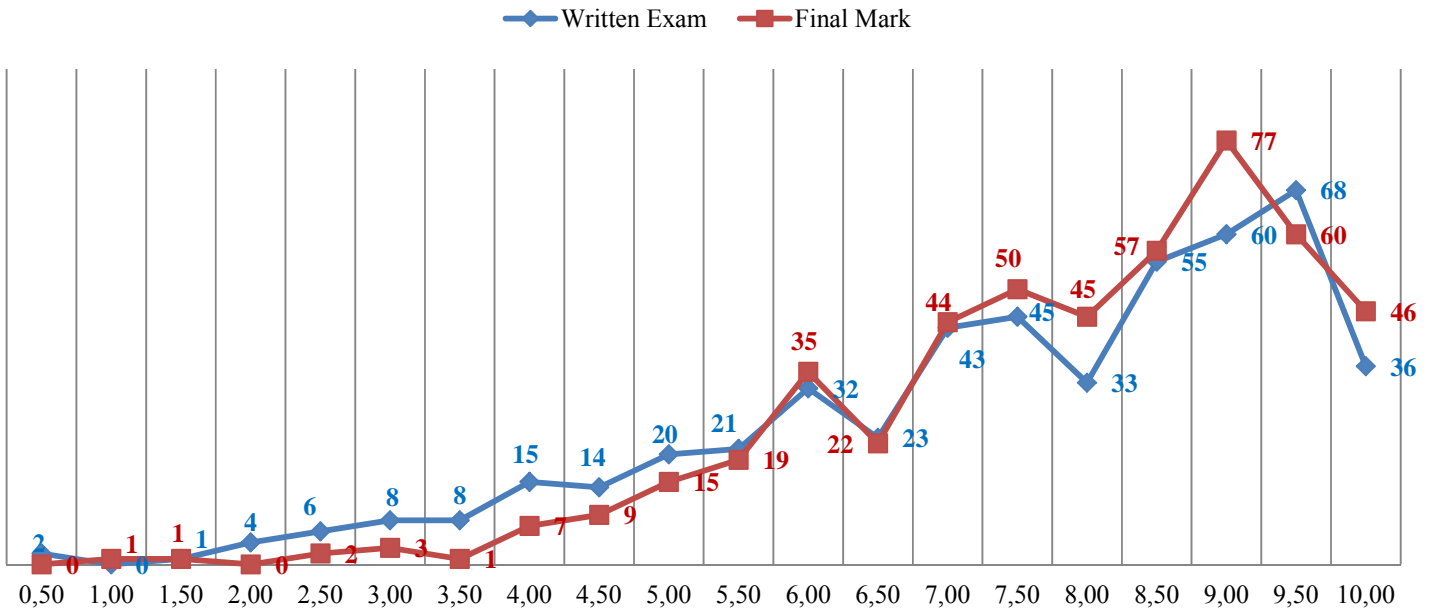
Comparison of Frequency of Marks Between Chemistry Written Exam and Chemistry Final Mark



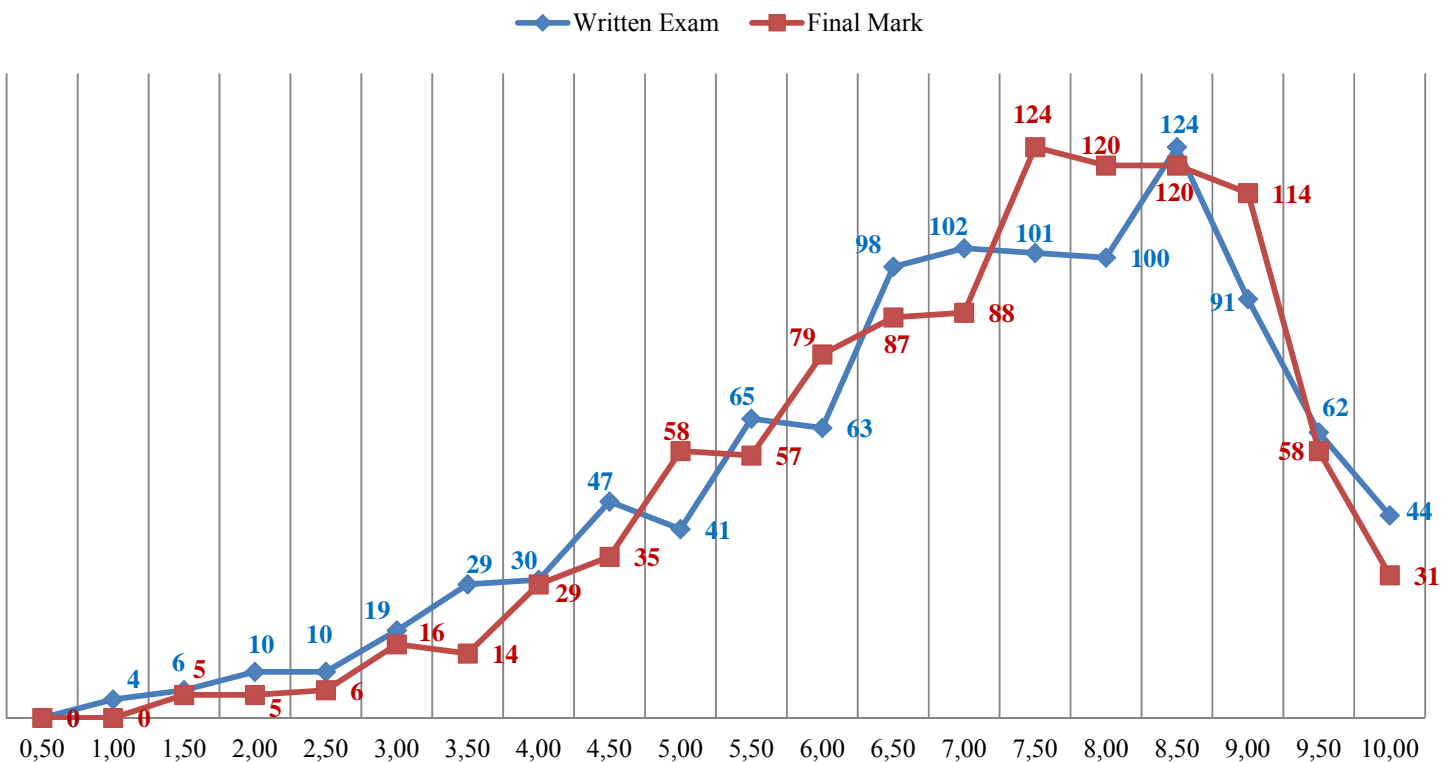
Comparison of Frequency of Marks Between Biology Written Exam and Biology Final Mark



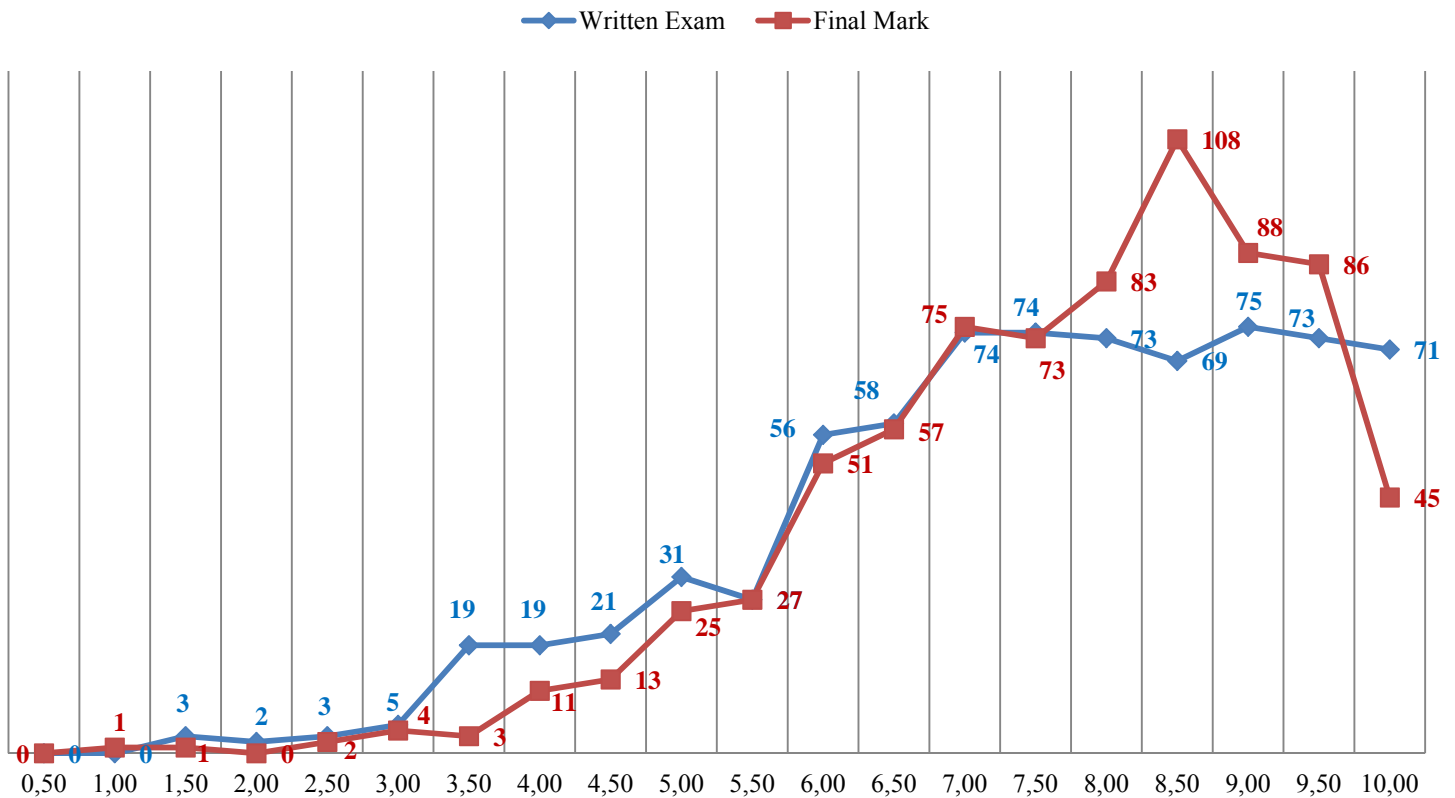
Comparison of Frequency of Marks Between Physics Written Exam and Physics Final Mark



Comparison of Frequency of Marks Between Maths 3 Written Exam and Maths 3 Final Mark



Comparison of Frequency of Marks Between Maths 5 Written Exam and Maths 5 Final Mark



The Math 5 graph shows an abnormal difference in distribution of written and final marks between marks 8,5 and 10.

A number of Mathematics pupils, parents and teachers reported that the main 2015 European Baccalaureate Mathematics examination papers were found more challenging than expected in comparison with previous years. The Mathematics experts revised the papers carefully and a statement was sent to the schools in order to reassure everybody that the papers were appropriate and that all questions contained referred to the prescribed syllabus. After careful monitoring of the candidate's results, it was concluded that the written exam marks were not consistent with the average in the last 10 years (the average this year being around 0.8 points lower).

This figure coincided with the value (8 points out of 100) of two sub-questions in the part of the examination with the technological tool, namely sub-questions B3 e and B3 f, which have been at the center of most concerns expressed. And, therefore, this was identified as being the main cause of the lower marks this year.

Considering all the above and in accordance with Article 12 of the Arrangements for Implementing the Regulations for the European Baccalaureate, on the basis of a proposal from the Secretary-General, the Chairman of the Baccalaureate Examining Board has decided to allow candidates to take a new Mathematics 5p examination if they so requested. The new Mathematics 5p examination was held on the 3rd of September 2015. The results of this examination automatically replaced the results of the June examination, without the possibility for the candidate of going back to the previous mark awarded.

Opinion of the Joint Board of Inspectors

The Joint Board of Inspectors has issued a favourable opinion on the Report and submits it to the Joint Teaching Committee for an opinion, to the Budget Committee for information and to the Board of Governors for a decision.

Opinion of the Joint Teaching Committee

The Joint Teaching Committee has issued a favourable opinion on the “Draft Report on the European Baccalaureate 2015”.

Opinion of the Budgetary Committee

The Budgetary Committee recommended that the Board of Governors should approve the Draft Report on the 2015 European Baccalaureate.

Proposal

The Board of Governors is requested to scrutinize and to approve the Draft Report on the 2015 European Baccalaureate.